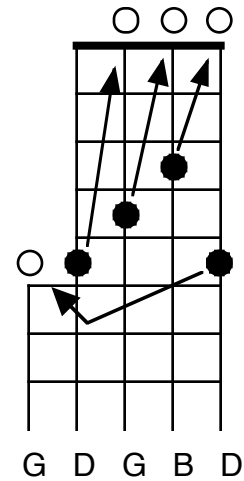


# Banjo Tunings p.1

## G - Tuning

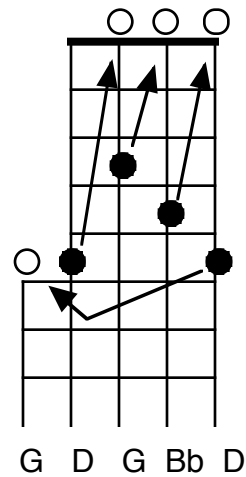
Tune open 3rd string to the 5th fret of the 4th string.

“ “ 2nd “ “ “ 4th “ “ “ 3rd string.  
 “ “ 1st “ “ “ 3rd “ “ “ 2nd string.  
 “ “ 5th “ “ “ 5th “ “ “ 1st string.



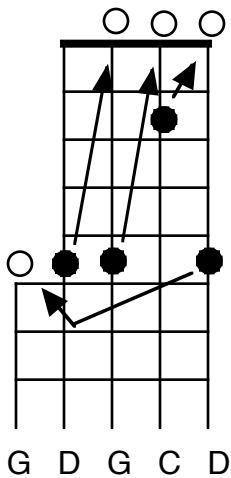
## Gm Tuning

From “G Tuning” lower the 2nd string until it matches the pitch of the 3rd string, 3rd fret. This drops the 2nd string one-half step from “B” to “B<sup>b</sup>”.



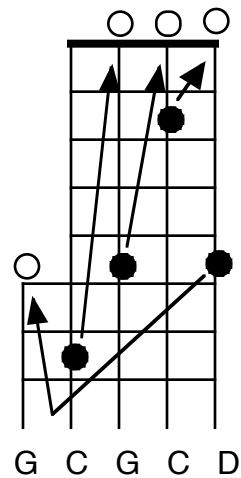
## Sawmill Tuning

From “G Tuning” raise the 2nd string until it matches the pitch of the 3rd string, 5th fret. This raises the 2nd string one-half step from “B” to “C”.



## Double-C Tuning

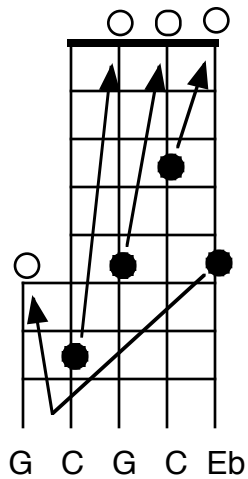
From “Sawmill Tuning” lower the pitch of the 4th string 7th fret to match the open 3rd string. This drops the 4th string one step from “D” to “C”.



# Banjo Tunings p.2

## **Cm Tuning**

From "Double C Tuning" raise the 1st string until it matches the pitch of the 2nd string, 3rd fret. This raises the 1st string one-half step from "D" to "Eb".



## **Open C Tuning**

From "Double C Tuning" raise the 1st string until it matches the pitch of the 2nd string, 4th fret. This raises the 1st string one-whole step from "D" to "E".

